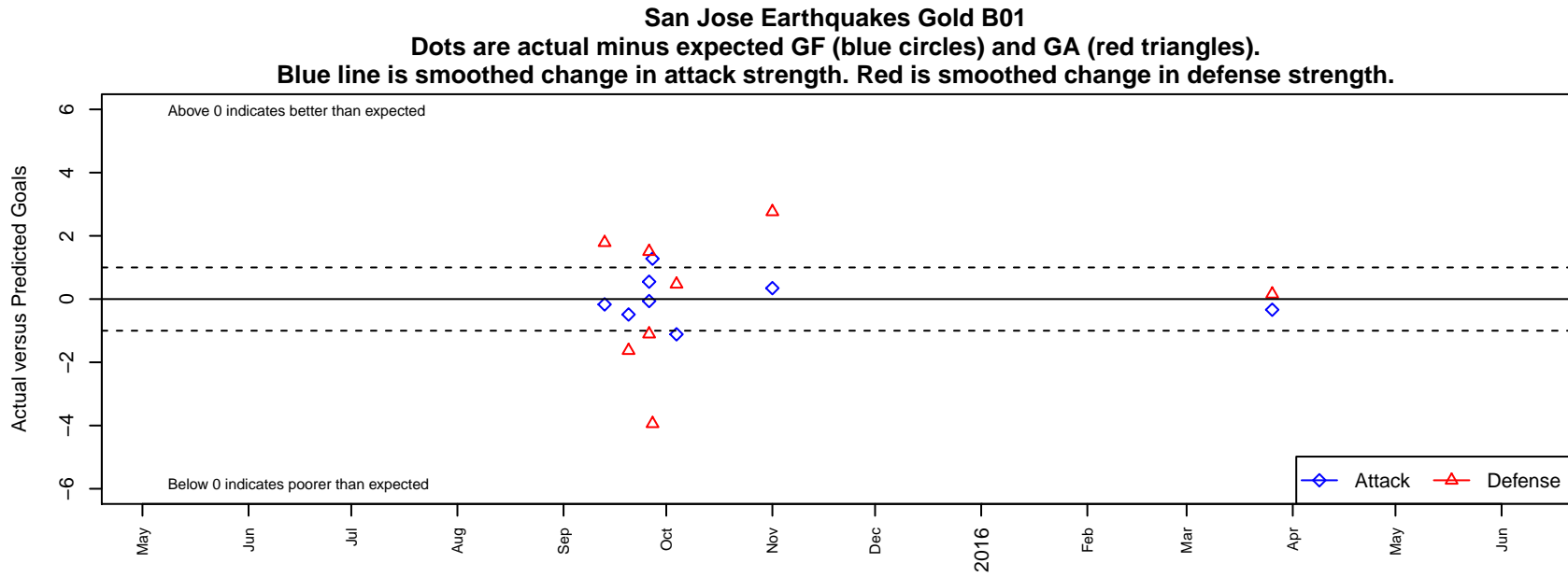


San Jose Earthquakes Gold B01

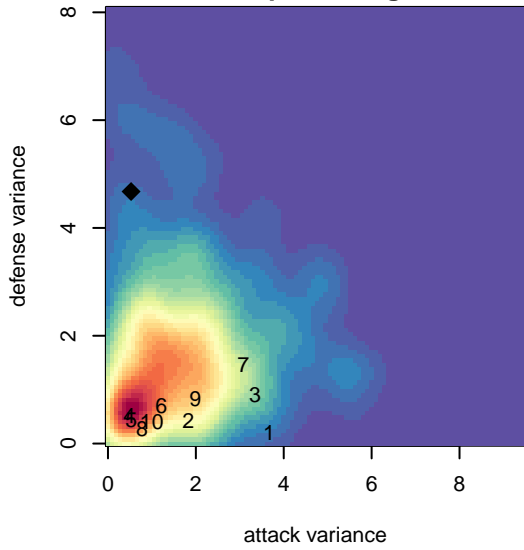
San Jose, CAN
 B01 total strength=1317
 attack=7.87 defense=4.57

alt names used:
 CV SJ EARTHQUAKES 01B GOLD
 SAN JOSE EARTHQUAKES SJ EARTHQUAKI

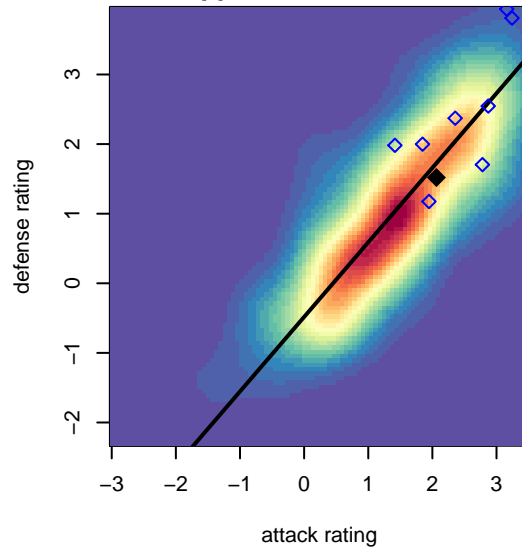
Venues played:
 2015 FWRL CAN CRL U14
 2015 Monarcas Champions Cup Super Group I



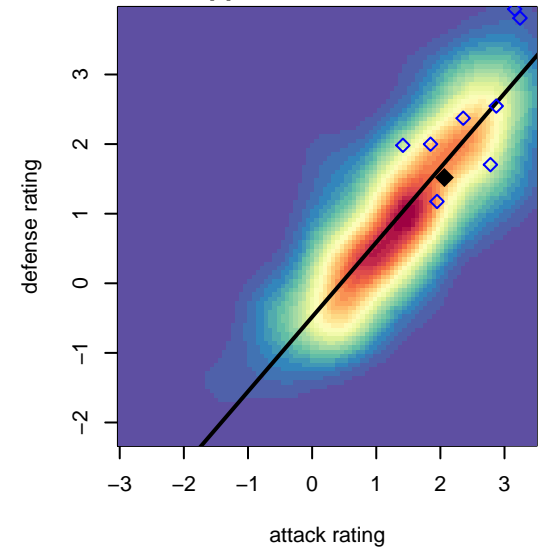
attack and defense variance (black dot)
relative to other teams
and top 10 in region



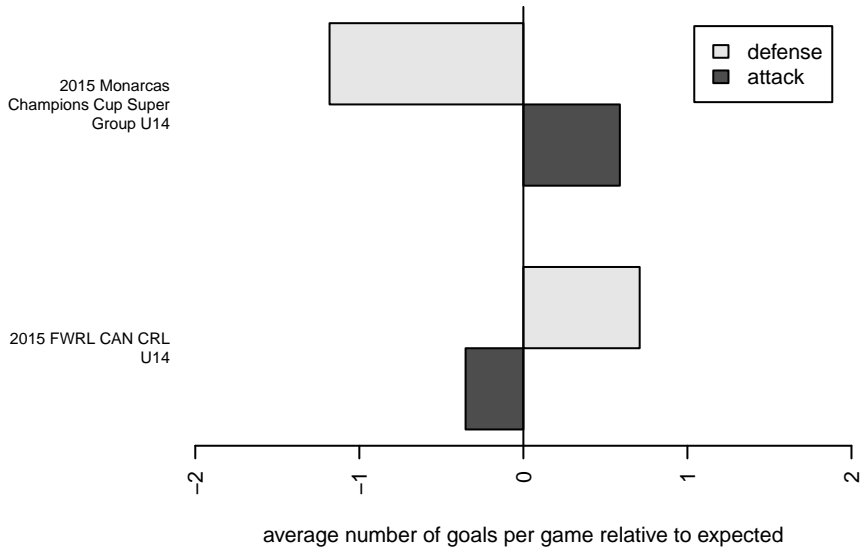
attack and defense rating
relative to others at age
and all opponents in last 13 months



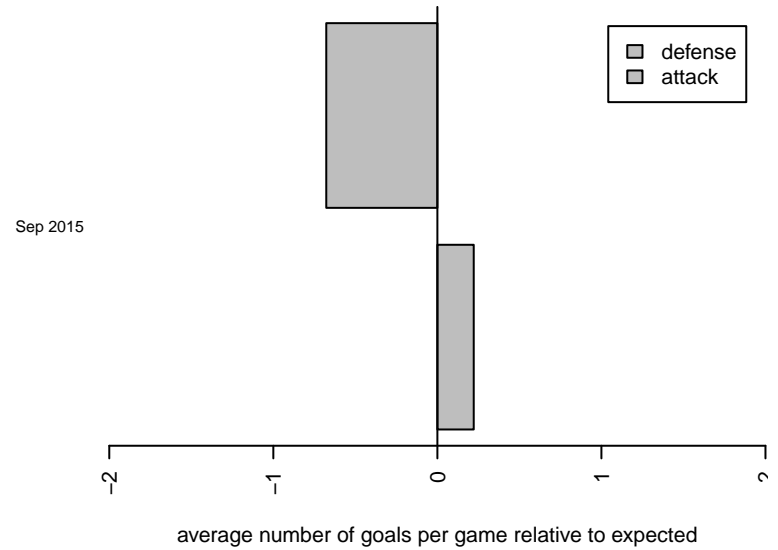
attack and defense rating
relative to others at age
and all opponents in last 13 months



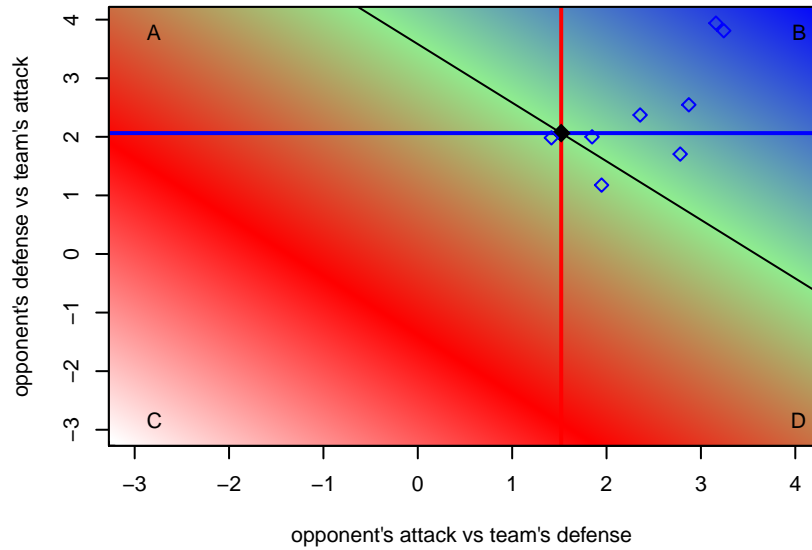
Performance relative to 13 month average



Performance relative to 13 month average



Distribution of opponents
 Red = Lose zone, Blue = Win zone, Green = Even
 Black line separates win/lose zones



lot. A=Neither has attack advantage, B=Opponent has both attack and defense advantage, C=Opponent has both attack and defense disadvantage, D=Both have

date	home		away		venue	pred.home	pred.away
2016-03-26	San Jose Earthquakes Gold B01	0	EC Real Galaxy FC B01	6	2015 FWRL CAN CRL U14	0.34	6.16
2015-11-01	La Morinda SC Navy B01	1	San Jose Earthquakes Gold B01	1	2015 FWRL CAN CRL U14	3.76	0.65
2015-10-04	San Jose Earthquakes Gold B01	0	Santa Clara Sporting Green B01	1	2015 FWRL CAN CRL U14	1.11	1.47
2015-09-27	San Jose Earthquakes East Valley Blue B01	6	San Jose Earthquakes Gold B01	2	2015 Monarcas Champions Cup Super Group	2.06	0.72
2015-09-26	Bullard United B01	2	San Jose Earthquakes Gold B01	1	2015 Monarcas Champions Cup Super Group	0.89	1.06
2015-09-26	San Jose Earthquakes Gold B01	3	Turlock FC White B01	0	2015 Monarcas Champions Cup Super Group	2.45	1.50
2015-09-20	Union City Premier Academicos B01	5	San Jose Earthquakes Gold B01	1	2015 FWRL CAN CRL U14	3.37	1.49
2015-09-13	San Jose Earthquakes Gold B01	0	California 02 Northstars B01	3	2015 FWRL CAN CRL U14	0.17	4.79